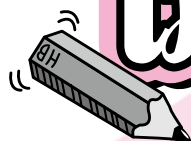


课堂测评



● **1. Look and do.** 看一看，做一做。



● **2. Listen, match and say.** 听一听，连一连，说一说。

①		A clever
②		B shy
③		C nice
④		D naughty

● **3. Look, read and do.** 看一看，读一读，做一做。



● 4. Listen and tick. 听一听，勾一勾。



☐ A. nice ☐ B. naughty



☐ A. nice ☐ B. shy



☐ A. clever ☐ B. black



☐ A. fat ☐ B. shy

● 5. Read and match. 读课本第 2 页活动 2 的课文，连一连。

- | | |
|----------------------|--|
| 1) This is Maomao. | A. He's a clever pupil. |
| 2) This is Ms Smart. | B. She's very nice. But she's a bit shy. |
| 3) This is Xiaoyong. | C. He is not a bad bird. |
| 4) This is Parrot. | D. She's a nice teacher. |

● 6. Look, read and write. 看一看，读一读，写一写。

This is my friend, Mary.



1) _____



2) _____



● 1. Look, read and match. 看一看，读一读，连一连。

① She's very nice.

② He's very naughty.

③ He's cool.

④ She's cute.



● 2. Look, read and do. 看一看，读一读，做一做。



● 3. Listen and tick. 听一听，勾一勾。

1) Are you naughty?

☐ A. Yes, I am.

☐ B. No, I am not.

2) Are you shy?

☐ A. Yes, I am.

☐ B. No, I am not.

3) Are you cool?

☐ A. Yes, I am.

☐ B. No, I am not.

4) Are you clever?

☐ A. Yes, I am.

☐ B. No, I am not.


● 4. Listen, tick and say. 听一听，勾一勾，说一说。

- | | | |
|-------------------------------------|-------------------------------------|----------------------------------|
| 1) My mother is very _____. | <input type="checkbox"/> A. clever | <input type="checkbox"/> B. nice |
| 2) My little brother is very _____. | <input type="checkbox"/> A. naughty | <input type="checkbox"/> B. cute |
| 3) My big brother is very _____. | <input type="checkbox"/> A. shy | <input type="checkbox"/> B. cool |
| 4) My little sister is very _____. | <input type="checkbox"/> A. cute | <input type="checkbox"/> B. nice |

● 5. Read, stick and write. 读一读，贴照片，写一写。



This is my father. He's cool.
This is my mother. She's very nice.



● 6. Read, tick and act. 读一读，勾一勾，演一演。

1) This is my friend. He's cool.

2) 1) _____ He's a bit shy.

3) This is my friend. He's very clever.

4) 2) _____ Ha ha ha...

- | | |
|--|--|
| 1) <input type="checkbox"/> A. This is my friend. | <input type="checkbox"/> B. This is my brother. |
| 2) <input type="checkbox"/> A. But he's very nice! | <input type="checkbox"/> B. But he's very naughty! |

Assess and colour. 自我评价



● 一颗星代表一道题

● 全对涂红色

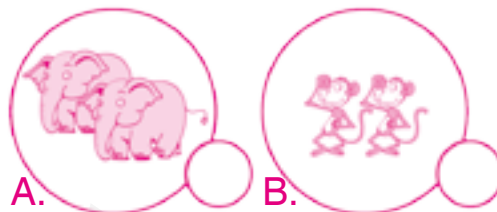
● 不全对涂蓝色

● 1. Read and tick. 读一读，勾一勾。

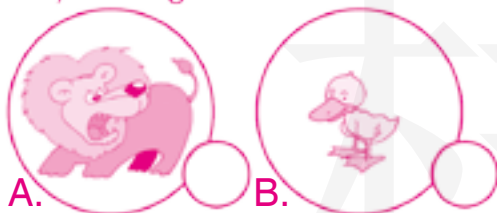
1) They're big.



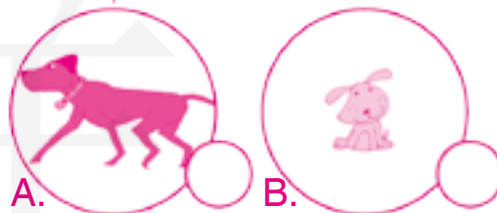
2) They're small.





3) It's big.



4) It's small.



● 2. Listen and tick. 听一听，勾一勾。



● 3. Look, read and say. 看一看，读一读，说一说。

London is a very big city in the UK.



Beijing is a very big city of China.



● 4. Listen and choose. 听一听，选一选。



London is the 1) _____ of the UK. It is very 2) _____. This is 3) _____. It's very big and 4) _____. It's the 5) _____ house.

- A. Queen's B. Buckingham Palace C. capital
D. beautiful E. big

● 5. Read and tick. 读课本第 8 页活动 2 的课文，勾一勾。

- | | | |
|---|-------------------------------|--------------------------------|
| 1) Lingling has a book about London. | <input type="checkbox"/> True | <input type="checkbox"/> False |
| 2) London is very big. | <input type="checkbox"/> True | <input type="checkbox"/> False |
| 3) Buckingham Palace is very small and beautiful. | <input type="checkbox"/> True | <input type="checkbox"/> False |
| 4) Amy lives in Buckingham Palace. | <input type="checkbox"/> True | <input type="checkbox"/> False |
| 5) Amy's house is very beautiful. | <input type="checkbox"/> True | <input type="checkbox"/> False |

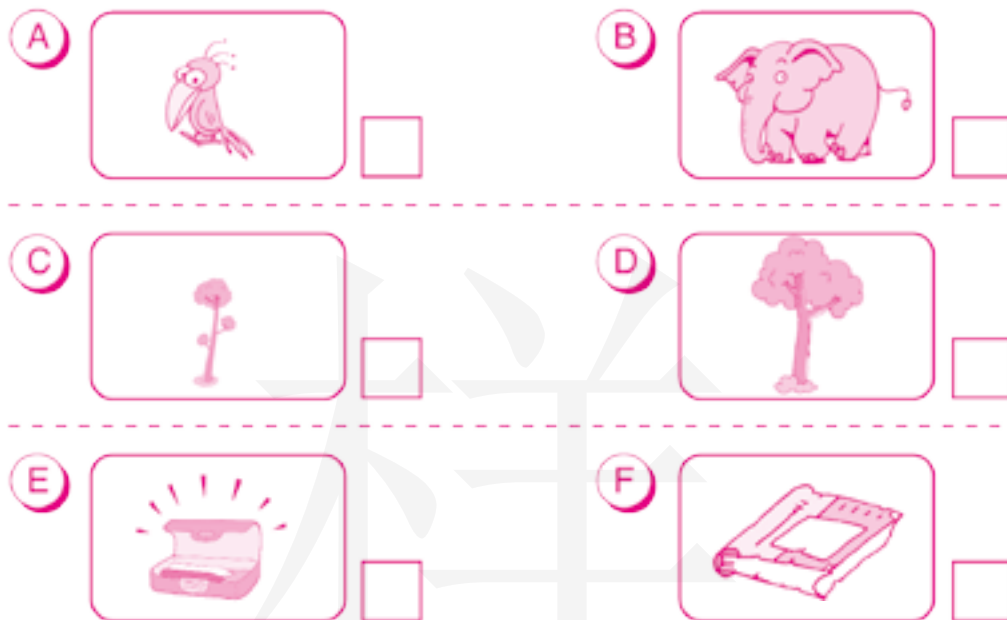
● 6. Look, read and write. 看一看，读一读，写一写。

This is Buckingham Palace. It's big.
This is my house. It's small.





● 1. Listen and number. 听一听，标一标。



● 2. Look, read and say. 看一看，读一读，说一说。



● 3. Look, read and say. 看一看，读一读，说一说。



● 4. Listen and match. 听一听，连一连。



- A It's very old and tall.
- B It's very famous.
- C It's long and wide.
- D It's very beautiful.

● 5. Look, read and write. 看一看，读一读，写一写。



This is Big Ben. 1) _____
It's old and tall. _____



This is the River 2) _____
Thames. It's long. _____



● 6. Read, tick and act. 读一读，勾一勾，演一演。



This is my house.
It's very big.

1)



This is my garden.
It's very beautiful.

2)



This is my tree.
1) _____

3)



2) _____

4)

1) ☐ A. It's very tall!

☐ B. It's very short!

2) ☐ A. This is your house!

☐ B. This is not your house!

Assess and colour. 自我评价



● 一颗星代表一道题

● 全对涂红色

● 不全对涂蓝色

Module 1 Unit 1

2. 1)-C 2)-D 3)-B 4)-A

听力原文:

- 1) This is Lingling. She is very nice.
- 2) This is Daming. He is very naughty.
- 3) This is Amy. She is a bit shy.
- 4) This is Sam. He is very clever.

4. 1) B 2) A 3) A 4) B

听力原文:

- 1) Parrot is a naughty bird.
- 2) Mimi is a nice cat.
- 3) Duoduo is a clever dog.
- 4) Panpan is a shy panda.

5. 1)-B 2)-D 3)-A 4)-C

6. 1) This is my teacher, Ms Smart.
2) This is my friend, Sam.

Module 1 Unit 2

1. 1)-D 2)-C 3)-A 4)-B

3. 1) B 2) A 3) B 4) A

听力原文:

- 1) A: Are you naughty?
B: No, I am not.
- 2) A: Are you shy?
B: Yes, I am.
- 3) A: Are you cool?
B: No, I am not.
- 4) A: Are you clever?
B: Yes, I am.

4. 1) B 2) A 3) B 4) A

听力原文:

- 1) This is my mother. She's very nice.
- 2) This is my little brother. He's very naughty.
- 3) This is my big brother. He's very cool.

- 4) This is my little sister. She's very cute.

6. 1) A 2) B

Module 2 Unit 1

1. 1) A 2) B 3) A 4) B

2. 1) A 2) B 3) B 4) A

听力原文:

- 1) Big Ben is very old.
- 2) This is Buckingham Palace. It's very big.
- 3) Buckingham Palace is the Queen's house.
- 4) This is my house. It's small.

4. 1) C 2) E 3) B 4) D 5) A

听力原文:

London is the capital of the UK. It is very big. This is Buckingham Palace. It's very big and beautiful. It's the Queen's house.

5. 1) False 2) True 3) False

- 4) False 5) True

6. This is Tian'anmen Square. It's big. This is my house. It's small.

Module 2 Unit 2

1. A-4, B-3, C-2

- D-1, E-5, F-6

听力原文:

- 1) It's tall.
- 2) It's short.
- 3) It's big.
- 4) It's small.
- 5) It's new.
- 6) It's old.



ANSWER KEY

4. 1)-C 2)-D 3)-B 4)-A

听力原文:

- 1) This is the River Thames. It's long and wide.
2) This is Hyde Park. It's very beautiful.
3) This is Tower Bridge. It's very famous.
4) This is Big Ben. It's very old and tall.
5. 1) This is Hyde Park. It's very beautiful.
2) This is the Great Wall. It's long.
6. 1) A 2) B

Module 3 Unit 1

1. 1) True 2) True 3) True
4) False 5) False 6) False
2. A-2, B-4, C-1, D-5, E-3

听力原文:

- One day, robots will do everything.
1) They will do the housework.
2) They will make cakes.
3) They will help children learn.
4) They will drive a car.
5) But they won't do our homework.
4. 1) A 2) A 3) B 4) B

听力原文:

- One day, robots will do everything.
1) A: Will they do the housework?
B: Yes, they will.
2) A: Will they help children learn?
B: Yes, they will.
3) A: Will they do our homework?
B: No, they won't.
4) A: Will they eat our dinner?
B: No, they won't.
5. 1)-B 2)-A 3)-E 4)-D 5)-C
6. This is our basketball. That is our football.

Module 3 Unit 2

1. 1)-D 2)-B 3)-A 4)-G 5)-F
6)-E 7)-C

2. 1) A 2) B 3) A 4) A 5) B

听力原文:

- 1) On Monday I'll go to school.
2) On Tuesday I'll have English class.
3) On Wednesday I'll do my homework.
4) On Thursday I'll help my mother.
5) On Sunday I'll go to the zoo.
4. 1)-D 2)-A 3)-B 4)-C

听力原文:

- 1) A: What will you do on Monday?
B: I'll go swimming.
2) A: What will you do on Tuesday?
B: I'll do my homework.
3) A: What will you do on Saturday?
B: I'll help my mother.
4) A: What will you do on Sunday?
B: I'll visit my grandma.
5. 1) On Wednesday I'll play football.
2) On Sunday I'll make noodles.
6. 1) B 2) A


Module 4 Unit 1

2. 1) A 2) A 3) B 4) B

听力原文:

- On Saturday we're going to have a picnic.
1) A: Will you take your kite?
B: Yes, I will.
2) A: Will you take your ball?
B: Yes, I will.
3) A: Will you take a cake?
B: No, I won't.

课后练习



Module 1



1. 学会描述人物的特征和个性。
2. 掌握主要语言结构: He / She is very naughty / nice.

1. Listen and number.

(听课本第2~3页活动2的录音, 标一标)



2. Read and circle.

(读课本第2~3页活动2的课文, 圈一圈)



1) Maomao

A. naughty

B. shy

2) Ms Smart

A. nice

B. shy

3) Xiaoyong

A. clever

B. naughty

3. Read and match.

(读课本第5页活动2的课文, 连一连)



1)



A. My uncle is clever.

2)



B. My brother is cool.

3)



C. My sister is cute.

4. Look and write. (看一看, 写一写)



autnghy

naughty

olco

itlle

icne

bdri

tuce

5. Look, choose and write. (看一看, 选一选, 写一写)



cool

naughty

clever

nice

shy

1)



This is a panda. It's very _____.

2)



This is Ganggang. He's very _____.

3)



This is Ms Liu. She's very _____.

4)



They are my friends. They're very _____.

5)



This is my sister. She's very _____.

6. Look and write. (看一看, 写一写)



1)



clever

2)



naughty

3)



nice

4)



cute

1) She is very _____.

2) _____ is very _____.

3) _____.

4) _____.



学习小秘诀

naughty, cool, nice, cute, clever, shy 这 6 个词都是形容词, 可以放在名词的前面, 也可以放在 be 动词 (如 am, is, are) 的后面。例如:

He's a clever pupil.

He's very clever.

自我评价



根据自己的表现给小星星涂颜色。表现越好, 有颜色的小星星个数越多。

Module 2

学习目标



1. 学会描述一个地方。
2. 学会用一些简单的形容词描述事物。
3. 掌握主要语言结构: London is a big city.
This is Big Ben.
It's very old.

1. Listen and circle.

(听课本第8~9页活动2的录音, 圈一圈)



1) What's the book about?

- A. It's about Beijing. B. It's about London.

2) Where is Amy from?

- A. London. B. Beijing

3) Whose house is Buckingham Palace?

- A. Amy's. B. The Queen's.

2. Say and write. (说一说, 写一写)



Where are you from?

I'm from China.
I'm Chinese.



Daming	I'm from China. I'm Chinese.
John	He's from _____. He's _____. (America)
Anita	She's from _____. She's _____. (the UK)

3. Look, circle and write.

(看一看，圈一圈，写一写)




new

old



tall

short



old

new

1) The desk is _____.

2) The tree on the left is _____. The tree on the right is _____.

3) The computer is _____.

4. Look and number. (看一看，标一标)



1) It's in the centre (中心) of London. It's a big tower with four clocks. It's very tall.

2) It's the Queen's house and it's very beautiful.

3) It's a very famous and beautiful park.

4) It's over the River Thames. It's very old.



5. Listen and sing. (听一听，唱一唱)



London Bridge is falling down, falling down,
falling down. London Bridge is falling down,
my fair lady.

学习小秘诀

Chinese, Japanese 和 Russian 这几个词,不仅有“中国人”“日本人”“俄罗斯人”的意思,还表示“汉语”“日语”“俄语”的意思。例如: Chinese people speak Chinese. (中国人说汉语。)

A

自我评价

根据自己的表现给小星星涂颜色。表现越好,有颜色的小星星个数越多。



本册主要语言结构

MODULE 1

He / She is very naughty / nice.

MODULE 2

London is a big city.

This is Big Ben.

It's very old.

MODULE 3

It can walk!

And they will help children learn.

On Monday, I'll...

MODULE 4

Will you...?

Yes, I will. / No, I won't.

Will it be sunny tomorrow?

MODULE 5

They were young then.

Yes, now they are old.