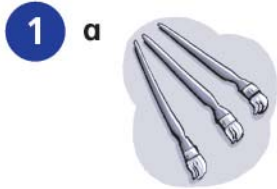



# 4

# Art

## Listen and tick



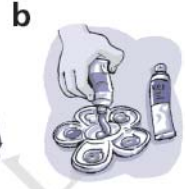
( )



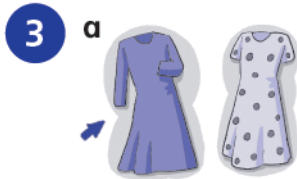
( )



( )



( )



( )



( )



( )




( )



( )



( )



( )



( )

## Listen and judge



True or false. (T/F)

- 1 Skygirl is going to an art museum tomorrow. \_\_\_\_\_
- 2 The thick brush is on the right. \_\_\_\_\_
- 3 Spaceboy cannot find the differences. \_\_\_\_\_
- 4 The artist can paint Chinese ink paintings very well. \_\_\_\_\_
- 5 Skygirl took a singing lesson yesterday. \_\_\_\_\_
- 6 The blue cap on the left is small. \_\_\_\_\_

## Listen and circle



- 1 Paul likes the painting **on the right/on the left/in the middle**.
- 2 The painting on the right is **an oil painting/a Chinese ink painting/a painting of a horse**.
- 3 Sally likes the **lines/colours/flowers** of the painting.
- 4 Many of Vincent van Gogh's paintings are **colourful/powerful/in black and white**.
- 5 Sally's favourite artist is **Vincent van Gogh/Xu Beihong/Leonardo da Vinci**.
- 6 The painting *Eight Running Horses* is **colourful/in black and white/an oil painting**.

## Look and say



Welcome to "The World of Arts"! These paintings are famous around the world. This is a picture by ... The name of the picture is ... In the picture, ...



I like ... Because ...  
What about you?

Which picture do you like?

I like ... Because ...

## Read, choose and complete

artist brushes carefully oil painting paints unhappy

- 1 — What are you going to do?  
— I'm going to paint an \_\_\_\_\_.  
— That sounds great! You'll be a great \_\_\_\_\_.  
— Thank you.
- 2 "Look \_\_\_\_\_. These exercises are not easy at all," said our Maths teacher.
- 3 — Jane looked \_\_\_\_\_ yesterday. What was the matter with her?  
— Her puppy died.  
— I'm sorry to hear that.
- 4 — There are so many \_\_\_\_\_. Which one do you want?  
— I want the long one. It's easy to use. And I need some \_\_\_\_\_ too.

## Look and write


1



My friends and I \_\_\_\_\_  
\_\_\_\_\_ tomorrow.


2

I like this painting. It's \_\_\_\_\_.  
I like the colours. The night \_\_\_\_\_ is beautiful too. It's an \_\_\_\_\_.  
\_\_\_\_\_. Am I right?



Yes, you're right.

3




\_\_\_\_\_, Peter?

I like \_\_\_\_\_  
\_\_\_\_\_. It's a \_\_\_\_\_ painting.  
The horse looks \_\_\_\_\_.


## Look, read and complete

1



Where are you going tomorrow, Spaceboy?



2



3



4

What did you buy, Spaceboy?



## Read, choose and write

a That's easy!

b I hope so.

c Look carefully!

d Sure! I'd love to.

Peter: Can you count from one to one hundred in English, Spaceboy?

Spaceboy: Yes. 1) \_\_\_\_\_ One, two, three, ..., one hundred.

Peter: Great! You're good at counting. Now look at this picture! How many people are there?

Spaceboy: Twelve!

Peter: Really? 2) \_\_\_\_\_

Spaceboy: Oh, there's a baby. There are thirteen people in the picture.

Peter: You're right. You're clever. Would you like to join our IQ contest (智力竞赛) this Friday?

Spaceboy: 3) \_\_\_\_\_

Peter: You may win a prize.

Spaceboy: 4) \_\_\_\_\_

## Read and complete

Ms Guo: It's Open Day tomorrow. Let's decorate our classroom!

Kitty: We have a banner (标语; 横幅) and some balloons. What can we do with them?

Joe: Let's put the balloons on the left and right sides of the blackboard. Then we can put the banner above (在……上方) the blackboard.

Alice: We can draw some pictures on the blackboard too. We need some chalk.

Kitty: Look. Here are some paintings. Shall we put them on the wall?

Alice: Great! I like the one with boats. Who painted it?


Kitty: Joe did. It's a watercolour painting. He's good at drawing watercolour paintings.

Joe: What shall we write on the blackboard?

Kitty: Let's write "Welcome to Open Day!"

Alice: OK. Can you write them, Joe?

Joe: Sure!



Tomorrow is \_\_\_\_\_. The students are decorating the \_\_\_\_\_. They put some balloons on the \_\_\_\_\_ and \_\_\_\_\_ sides of the blackboard. Joe puts a banner above the \_\_\_\_\_. \_\_\_\_\_ likes a watercolour painting. \_\_\_\_\_ painted it. Joe writes the words " \_\_\_\_\_ !" on the blackboard.



## Task: Our favourite paintings (我们最喜欢的画作)

### Think and complete (你最喜欢哪一幅名画? 完成信息卡)

	Name: _____
	Artist: _____
	Which kind of painting:
	<input type="checkbox"/> Oil painting <input type="checkbox"/> Chinese ink painting
	<input type="checkbox"/> Sketch (素描) <input type="checkbox"/> Watercolour painting
Why do you like it?	
_____	
_____	

### Think and say (根据信息卡做介绍)

This is my favourite painting.  
The name of the painting is ...  
It is a/an ...  
... painted it. In the painting, ...  
I like it because ...



### Think and write (在表格中记录同学所介绍的作品, 然后选一幅写一写)

	Name	Artist	Kind
1			
2			
3			

\_\_\_\_\_

\_\_\_\_\_









\_\_\_\_\_

\_\_\_\_\_


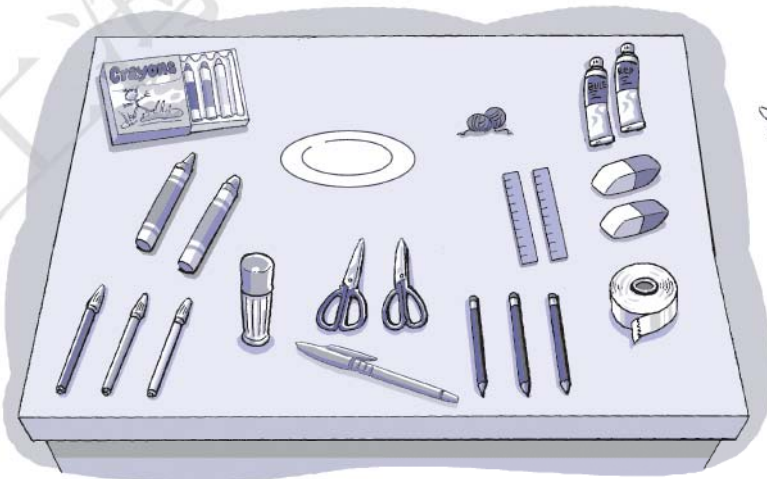

\_\_\_\_\_

# 5 Crafts

## Listen and match

- |   |                                |   |
|---|--------------------------------|---|
| <p>1 </p>  | <p>• • a paper lantern • •</p> | <p>a </p>  |
| <p>2 </p>  | <p>• • a puppet • •</p>        | <p>b </p>   |
| <p>3 </p>  | <p>• • a sock snowman • •</p>  | <p>c </p>  |
| <p>4 </p> | <p>• • a bookmark • •</p>      | <p>d </p> |

## Listen and circle



## Listen and choose

- 1 What is Kitty going to make?  
a A card for her dad.                      b A card for her mum.  
c A model plane.
- 2 What does Kitty need?  
a Some glue.                      b Some crayons.    c A pair of scissors.
- 3 What is Joe drawing?  
a A picture of his family.                      b A picture of his friend.  
c An oil painting.
- 4 Who is Joe's picture for?  
a His dad.                      b His mum.                      c His friend.
- 5 Who needs some glue?  
a Joe.                      b Alice.                      c Kitty.
- 6 What is Alice making?  
a A paper house.    b A doll.                      c A paper boat.

## Look and say





## Read, choose and complete

easily glue scissors still tape fool

- 1 — I want to stick the button on the doll. Do you have any glue?  
— No. I have some \_\_\_\_\_.
- 2 I have a pair of scissors. I can cut things with them \_\_\_\_\_.
- 3 The saw is a very useful \_\_\_\_\_. Many people use it.
- 4 I can't go to the park today but I'm \_\_\_\_\_ happy, because my friends are coming to my home to play with me.
- 5 Please use the \_\_\_\_\_ to cut out the circle.
- 6 — Do you have any \_\_\_\_\_? I need to stick something.  
— Yes. Here it is.

## Look and write

1



Ms Guo: What do you want to make, Spaceboy?

Spaceboy: I want to \_\_\_\_\_  
\_\_\_\_\_.

Ms Guo: What do you need?

Spaceboy: I need some \_\_\_\_\_ and a pair of \_\_\_\_\_.

Ms Guo: What are you making, Skygirl?

Skygirl: I'm \_\_\_\_\_  
\_\_\_\_\_.

2 Kitty: Mum, what \_\_\_\_\_  
\_\_\_\_\_?

Mum: I'm \_\_\_\_\_  
\_\_\_\_\_.

Kitty: What \_\_\_\_\_  
\_\_\_\_\_?

Mum: I need some \_\_\_\_\_,  
\_\_\_\_\_ and some \_\_\_\_\_.



## Look, read and write

1



\_\_\_\_\_

\_\_\_\_\_

(giant, was, a long time ago, there,  
a, castle, the, in)

2



\_\_\_\_\_

\_\_\_\_\_

(puppet, he, to, a, the, make,  
wanted, children, for)

3



\_\_\_\_\_

(some, he, cut, a, wood, with, saw)

\_\_\_\_\_

(some, used, too, he, string)

4



\_\_\_\_\_

\_\_\_\_\_

(liked, all the children, playing, with,  
puppet, the)

## Read and number

- ( ) Then stick the paper with glue around the bottle.
- ( ) Now you have a pen holder.
- ( ) Let's make a pen holder.
- ( ) Next, colour the sticks.
- ( ) First, find a piece of paper, a bottle and some sticks.
- ( ) Finally, stick the sticks on the paper with some glue.

## Read and complete

Kitty: Grandma, what are you doing?

Grandma: I'm tidying up the place.

Kitty: These are very old. What are they?

Grandma: Oh. These are old beanbags. I made them for your father when he was young.

Kitty: How did you make them?

Grandma: Well, you need some cloth and some beans. In the old days, we made our own toys.

Kitty: What other toys can you make?

Grandma: I can make kites. To make a kite, you need some cloth, some string and two sticks.

Kitty: Amazing! What are these, Grandma? They look very nice!

Grandma: That's origami (折纸). We can do a lot of things with paper. We can make paper mice, paper pineapples, etc.

Kitty: Can you teach me how to make origami?

Grandma: Sure.



- 1 To make beanbags, you need \_\_\_\_\_.
- 2 To make a kite, you need \_\_\_\_\_.
- 3 To make origami, you need \_\_\_\_\_.

## Task: Fun with crafts (快乐手工)

- **Stick or draw and write** (贴上或画出你做过的手作品, 然后回答问题)



What was it?

Who was it for?

What did you use?

- **Ask and answer** (和同学互相问答, 了解他们的手作品)

What did you make?

Who was it for?

What did you do with it?

What do I need to make one?

- **Think and write** (同学的手作品中有你喜欢的吗? 写一写吧)

A spiral notebook with several blank lines for writing.

# 6 PE lessons

## Listen and circle



- 1 Joe likes playing **basketball/table tennis/football**.
- 2 Tom and Terry are going to play **basketball/volleyball/football** this Thursday.
- 3 John's favourite activity in PE lessons is the **high jump/long jump/long race**.
- 4 Peter is good at running **short races/long races/100-metre races**.
- 5 Jill has an English class **every Monday/every day/every two days**.

## Listen and choose

- |   |   |
|---|---|
| <b>1</b> a Football.<br>b Basketball.<br>c High jump.                           | <b>2</b> a Swimming.<br>b Drawing.<br>c Painting.   |
| <b>3</b> a In the playground.<br>b At the swimming pool.<br>c In the classroom. | <b>4</b> a He often plays football.<br>b He is healthy and strong.<br>c Every Monday afternoon. |




## Listen and judge



True or false. (T/F)

- 1 Ricky has two PE lessons every week. \_\_\_\_\_
- 2 They never run long races in PE lessons. \_\_\_\_\_
- 3 Ricky is good at the long jump. \_\_\_\_\_
- 4 Ricky never does warm-up exercises before the jump. \_\_\_\_\_
- 5 Peter can play football very well. \_\_\_\_\_

## Look and say



	Mon.	Tue.	Wed.	Thu.	Fri.	Sat.	Sun.
PE	✓		✓	✓		✓	✓

Kitty: I have two PE lessons at school every week. I usually/...  
What about you, Spaceboy and Skygirl?

Spaceboy & Skygirl: We have ...

Kitty: What do you usually do in PE lessons? What do you like doing?

Spaceboy: We ... I like ...

Skygirl: I like ... I ...

## Look and write

- 1 — What's your favourite activity in PE lessons?  
— I like \_\_\_\_\_ best.



- 2 — What do you need for your swimming lessons?  
— I need \_\_\_\_\_  
\_\_\_\_\_.



- 3 — Does Kitty like running?  
— No. She likes \_\_\_\_\_.



- 4 Alice often \_\_\_\_\_  
\_\_\_\_\_ after school.



- 5 — What's Supergirl good at?  
— She's good at running \_\_\_\_\_.



## Read, choose and complete

have/has do (not)/does (not) like play

- 1 — \_\_\_\_\_ your father \_\_\_\_\_ playing football?  
— Yes, he \_\_\_\_\_.

- 2 I \_\_\_\_\_ five English lessons every week. My cousin Tim  
\_\_\_\_\_ six.

- 3 — \_\_\_\_\_ you often \_\_\_\_\_ volleyball in PE lessons?  
— No, I \_\_\_\_\_. I often \_\_\_\_\_ badminton with Jill in PE lessons.

- 4 Jill never \_\_\_\_\_ football. She \_\_\_\_\_ it  
at all.

- 5 Penny \_\_\_\_\_ a lovely dog. I want to \_\_\_\_\_ one too, but my  
parents \_\_\_\_\_ animals.

## Look, read and write

Kitty	short race	Alice	long race
Joe	long jump	Peter	high jump, long jump



- 1) \_\_\_\_\_  
(every week, have, we, PE lessons, two)
- 2) \_\_\_\_\_  
(sometimes, do, the running and jumping, we, sometimes, we, play ball games)
- 3) \_\_\_\_\_  
(my friends, like, I, and, playing sport)
- I like 4) \_\_\_\_\_. Joe likes 5) \_\_\_\_\_.
- Alice is good at 6) \_\_\_\_\_.
- Peter likes 7) \_\_\_\_\_.

## Read, choose and write

- a And what should you do before the lesson?
- b What do you need for a swimming lesson?
- c Enjoy your swimming lesson tomorrow!
- d I went to the beach with my cousin last summer.

Jill: We're going to have our first swimming lesson tomorrow afternoon.

Father: Sounds great!

Jill: 1) \_\_\_\_\_

But I could not swim. Now I can learn. Ms Guo told us some rules.

Father: That's good. 2) \_\_\_\_\_

Jill: I need a swimsuit, a swimming cap and a pair of swimming goggles. I have them all.


Father: 3) \_\_\_\_\_

Jill: I should wash myself. And I should do some warm-up exercises.

Father: Good girl. 4) \_\_\_\_\_

Jill: Thank you, Dad.

## Read and judge



In space, we have PE lessons every day. For our PE lessons, we need our PE spacesuits and trainers (运动鞋). We always do warm-up exercises before a lesson.

On Monday and Thursday, we have space flying races. Spaceboy always wins! It is like swimming on the Earth. We have to move both our hands and legs.

We play space football on Tuesday. To win the game, we need to get the ball into the goal. I do not like space football. Sometimes it can get very dirty!

We do dancing on Wednesday and Friday. We have dancing lessons in a gym. Sometimes we put on beautiful dresses to dance. We do not need a spacesuit for this lesson.



On Friday, we learn to drive spaceships too. We have to go up and down and fly from here to there in the spaceship. It is difficult!

PE lessons keep us healthy and fit.



### True or false. (T/F)

- 1 Skygirl and Spaceboy always do warm-up exercises after a lesson. \_\_\_\_\_
- 2 Spaceboy is good at flying races. \_\_\_\_\_
- 3 Skygirl wears her spacesuit and trainers for space football. \_\_\_\_\_
- 4 Skygirl has PE lessons indoors (在室内) on Friday. \_\_\_\_\_
- 5 Skygirl thinks driving spaceships is not difficult. \_\_\_\_\_

## Task: We love PE lessons (我们爱上体育课)

● **Do a survey** (根据提示与同学交流, 看看他们体育课上喜欢什么运动)

Can you ...?

Do you ...?

What can ...?

What sport ... like?

Do you like playing ...?



Name	Favourite activities

● **Think and write** (根据表格的记录和提示, 完成一份报告)

### We love PE lessons

We have \_\_\_\_\_ PE lessons every week.

In our PE lessons, we can \_\_\_\_\_.

\_\_\_\_\_ is our favourite activity. \_\_\_\_\_ students

like it very much because \_\_\_\_\_.

\_\_\_\_\_

\_\_\_\_\_

\_\_\_\_\_





Let's learn more!

上海教育出版社

## Let's read (I)

### In the Art class

1



Mark is not happy. "I don't like Art class. I can't draw," thinks Mark. He just draws some lines and dots on the paper.

2



"What are you drawing, Mark?" asks Joe.

"Nothing," answers Mark.

"Really? Look at the lines and dots. They look like rain."

3




"Rain?" Mark looks at his paper carefully.

He says, "Maybe I'll draw a house in the rain."

Mark shows Joe his picture.

4




"What do you think, Joe?"


"It's nice. But it needs some colour," says Joe.

Mark colours his picture. He is happy now.

"This is fun!" says Mark, "Thanks for your help, Joe!"

 Read and number.

- ( ) Mark draws a house in the rain.
- ( ) Mark thanks Joe for his help.
- ( ) Joe thinks Mark's lines and dots look like rain.
- ( ) Mark is in his Art class. He is not happy.
- ( ) Mark colours his picture.
- ( ) Mark draws some lines and dots.

 Answer the questions.



1 Is Mark happy at first in the Art class?

---

2 What does Joe say about Mark's lines and dots?

---

3 What does Mark draw then?

---

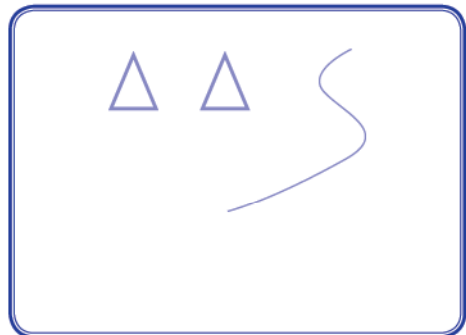

4 Does Mark enjoy the Art class at last?

---



Draw and say.

What do these pictures look like? Finish the pictures and talk about them.



## Let's read (II)

### A magic brush

- 1 Ma Liang was a poor boy, but he loved painting. He could only paint on the mud with sticks. One night, he had a dream. An old man taught him to paint and gave him a brush. "Only you can use it," said the old man.




- Ma Liang woke up and saw a new brush. He painted a bird on the wall, and the bird flew away. "A magic brush!" he said. Ma Liang helped the poor with his magic brush.

- 3 Soon the king heard about Ma Liang's magic brush. He ordered Ma Liang to paint a lot of gold for him. Ma Liang painted a gold mountain in the sea.



- 4 The king wanted to get the gold, so he ordered Ma Liang to draw a boat too. When the king and his men got onto the boat, Ma Liang drew a storm and the boat sank. The greedy king never came back.

 Read, choose and complete.

storm      poor      brush      mud      magic

- I like oil painting. I can draw well with a \_\_\_\_\_.
- A \_\_\_\_\_ is coming. There will be strong wind and heavy rain.
- There is \_\_\_\_\_ on my shoes. I need to clean them.
- How can you help the \_\_\_\_\_?  
— We can send them some winter clothes.
- Look! The man on TV is doing a \_\_\_\_\_ trick. He is pulling a rabbit out of his hat!

 Read and judge. Write T or F.



- Ma Liang was bad at painting. \_\_\_\_\_
- Ma Liang could only use the magic brush in his dream. \_\_\_\_\_
- Ma Liang helped people with his magic brush. \_\_\_\_\_
- Ma Liang used his magic brush and became rich. \_\_\_\_\_
- Ma Liang painted a gold mountain for the king. \_\_\_\_\_
- The king and his men got the gold. \_\_\_\_\_

 Say and act.

Narrator: Ma Liang is a poor boy. He loves painting.

Children: Ma Liang, the horses you painted look real! You're a great artist.

Ma Liang: Really? I wish I had a real brush!

Narrator: Ma Liang had a dream.

Old man: Hello, are you Ma Liang? I've something for you ...

...



## Let's read (I)

### Making a water boat

What are you going to do for the Water Festival, Mark?

I'm going to teach you how to make a water boat. You can make it move by pouring water into it.

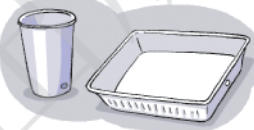
It sounds very interesting.

1



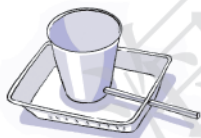
All you need is a lunch box, a paper cup, a straw, some tape, some toothpicks and some pieces of coloured paper.

2



Make a hole at the bottom side of the paper cup and on one side of the lunch box.

3



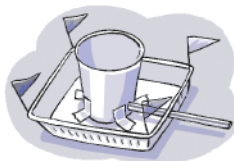
Connect the holes in the lunch box and the cup with the straw.

4



Stick the cup and the lunch box together with the tape.

5




Use the coloured paper to make some small flags and stick them to the lunch box.

6



Put your boat on the water and pour some water into the cup. Now the boat is moving.

 Look and write.

straws

a toothpick

a hole

flags

tape

1



2



3




4



5





 Read and number.

- ( ) Then stick the cup and the lunch box together.
- ( ) Finally, your boat can move!
- ( ) Next, use a straw to connect the holes.
- ( ) First, get all the things that you need.
- ( ) Decorate your boat with some flags.
- ( ) Make holes in both the lunch box and the paper cup.

 Look, think and say.

How do we make these things? What do we need?



## Let's read (II)

### A sock puppet



Peter: What are you making, Sally?

Sally: I'm making a sock puppet.

Peter: That sounds interesting. Shall we do it together? What do we need?

Sally: First, we need a sock, a pen, two buttons and some string.

Peter: OK. Do we need a pair of scissors and some glue too?

Sally: Oh yes. We need scissors to cut the string and glue to stick things with.

Peter: We have everything ready. What do we do next?

Sally: Next, we stick two buttons to the bottom of the sock. These are the eyes.

Peter: OK. Now my puppet has two big eyes.


Sally: Then you stick some string on the top. That's the hair.

Peter: One, two, three. Now my puppet has some hair. What is the pen for?

Sally: You can draw a mouth with the pen.

Peter: Alright. The mouth is here. How does my puppet look?

Sally: That's an ugly puppet, Peter. One eye is blue and the other eye is yellow!

 Read and match.

- |                        |                                   |
|------------------------|-----------------------------------|
| 1 a pair of scissors • | • a We wear them on our feet.     |
| 2 glue •               | • b It is long and thin.          |
| 3 puppet •             | • c It can stick things together. |
| 4 string •             | • d It is a doll.                 |
| 5 socks •              | • e We use it to cut things.      |

 Read and complete.

- 1 We use a few things to make a sock \_\_\_\_\_.
- 2 The \_\_\_\_\_ is for the body of the puppet.
- 3 The buttons are for the \_\_\_\_\_.
- 4 The strings are for the \_\_\_\_\_.
- 5 We use a pen to draw the puppet's \_\_\_\_\_.

 Read, write and say.

Make a sock puppet of your own. What do you need? How do you make it?

I need:

_____	_____
_____	_____
_____	_____





## Let's read (I)

### The Olympic Games

A very long time ago, people in ancient Greece took part in races in Olympia every four years. People from different cities joined in. People called the races the Olympic Games. During the Olympic Games, everyone stopped fighting with each other.



The first modern Olympic Games were in 1896 in Athens, Greece. The modern Olympic Games take place in a different city every four years. Now there are the Summer and Winter Games. There are more sport activities in summer, and skiing and skating games are only in winter. The world's best sportsmen play in the modern Olympics. They win gold, silver and bronze medals when they finish in the first, second or third places.

There are five rings on the Olympic flag: blue, black, red, yellow and green. The Olympic motto is "Faster, higher, stronger".





 Look and write.

Greece

sportsmen

a medal

1



2



3




 Read and judge. Write T or F.




- 1 Today the Olympic Games take place in Greece. \_\_\_\_\_
- 2 People stopped fighting with each other during the ancient Olympic Games. \_\_\_\_\_
- 3 People take part in skiing and skating in the Winter Olympics. \_\_\_\_\_
- 4 The first modern Olympics were in 1996. \_\_\_\_\_
- 5 People get medals when they win. \_\_\_\_\_
- 6 There are five rings on the Olympic flag. \_\_\_\_\_

 Think and say.



Do you like watching the Olympic Games? Which sport do you like? Why?



## Let's read (II)

## School Sports Day

**Date:** 4th April (Wednesday)  
**Time:** 9:00 a.m. — 11:30 a.m.  
**Place:** school playground  
**Activities:**

- \* 100-metre running race
- \* Spoon and egg race
- \* Three-legged race
- \* High jump
- \* Long jump
- \* Beanbag throw

**Prizes:**  
 New pencils and storybooks

**Sign up now!**




Ms Guo: School Sports Day is coming. What games would you like to join?

Peter: I'd like to join the running race. I came second last year. This year, I'll come first!

Joe: I'd like to join the beanbag throw. I'm strong and I can throw far.

Kitty: Alice, shall we join the three-legged race together? It'll be fun!

Alice: Sure. We work together well. We'll need some practice.

Peter: That's a good idea. We'll cheer for you.

Jill: I'll join the spoon and egg race. Last year, I came last. I dropped the egg. This time, I'll do better!


Ms Guo: I'm sure you will. Remember to wear your PE uniform and trainers that day.

Kitty: Yes. And we all need to do warm-up exercises before the games!

Ms Guo: That's right!


 Look, read and match.

- 1 running race •
- 2 spoon and egg race •
- 3 three-legged race •
- 4 beanbag throw •



 Read and complete.

- 1 Peter came \_\_\_\_\_ in the running race last year.
- 2 Joe is strong. He can \_\_\_\_\_ far.
- 3 Alice and \_\_\_\_\_ will join the three-legged race together.
- 4 Jill will join the \_\_\_\_\_.
- 5 The students must wear \_\_\_\_\_ and trainers on School Sports Day.
- 6 Before the games, students will do \_\_\_\_\_.

 Think and write.

Do you have School Sports Day every year?

What special games do you have on your School Sports Day?

What games did you join on your School Sports Day last year?

Did you get any prizes?

What games would you like to join on School Sports Day this year?

---



---



---



---



---



---